



**FIREWISE USA**  
RESIDENTS REDUCING WILDFIRE RISKS



## 2023 Firewise Program Overview

- In 2022, RTG successfully completed the Firewise certification process
- Completion of the 2023 owner Firewise forms will keep RTG certified through 2024
- This certification process is for enhancing the wildfire safety and insurability of RTG
- New mitigation requirements for the area next to the home, 0 – 5 ft, are coming soon






**FIREWISE USA®**  
RESIDENTS REDUCING WILDFIRE RISKS




# Make-My-Home-Safe Checklist: LE100a

- The LE100a checklist is the single most important document to complete for owner contribution to the Firewise program
- The purpose of this presentation is help explain the specific actions that this checklist requires
- If an owner cannot totally comply this year, that is OK as the Firewise process is to track year to year improvement
- Each owner should decide for themselves what actions are possible in 2023

Download: <https://rtghoa.org/wp-content/uploads/2023-Make-My-Home-safe-Checklist-LE100a.pdf>




**MONTEREY COUNTY REGIONAL FIRE DISTRICT**  
PREVENTION DIVISION



**HOW TO MAKE MY HOME SAFE CHECKLIST (LE 100a)**

(Have all the items completed prior to the fire department's inspection for your insurance)

RTG residents are requested, annually, to complete as much of this work as possible. Please return it to your Division Captain, or other designee, no later than October 1 of each year. We need this record to retain our Firewise® Recognition status.



RESIDENT NAME \_\_\_\_\_ ADDRESS \_\_\_\_\_

**THREE ZONES MAKE UP THE REQUIRED 100 FEET OF DEFENSIBLE SPACE:**  
(Beginning Jan. 1, 2023) **Zero Zone 0 ft - 5 ft: "ember resistant" zone.**

Remove all combustible bark, mulch, woody plants, shrubs, trees, vegetative debris and all plants within this zone. Install hardscape: gravel, pavers, concrete, etc.

**Create a Lean, Clean and Green Zone - An area of 5-30 feet immediately surrounding your home.**

Remove all flammable vegetation and any dead or dying plants and trees adjacent to or overhanging buildings within 30 feet of each building or structure. You may keep single trees or other vegetation that are trimmed of all dead and dying foliage and are well-pruned, branched-up at least 6 ft and maintained.

Remove flammable vegetation and items which could catch fire which are adjacent to, or below combustible decks, balconies and stairs. Relocate exposed wood piles outside this zone unless covered by fire resistant material or relocate the wood pile more than 30 ft. from the home. Enclose/ screen undersides of elevated decks with fire resistive materials.

**Decrease Fuel in the Reduced Fuel Zone - The fuel reduction zone in the remaining 70 feet (or to the property line, whichever is closer)**

Remove surface litter so it does not exceed a depth of 3 inches. Surface litter consists of fallen leaves, needles, twigs, bark, cones, pods, small branches, etc.

Clear debris from roof, eaves, and rain gutters.

Trim/remove tree limbs that are within 10 feet of chimneys and/or stovepipes.

Trim/remove dead tree limbs hanging over the building(s).

Trim tree limbs so they are at least 6 feet from the ground. This does not include ornamental trees within the 30 foot "defensible space".

Protect all chimney outlets or flues with a 3/8 inch to 1/2-inch mesh metal screen.

Post address numbers (4" min.) so they are visible from the street.

Provide a vertical clearance of 15 feet and a minimum width clearance of 12 feet on the driveway.

Out buildings and liquid propane gas (LPG) storage tanks shall have at least 10 ft of clearance to bare mineral soil or no flammable vegetation for an additional 10 ft.

(Date completed) \_\_\_\_\_ (Homeowner's signature) \_\_\_\_\_ (Captain's signature) \_\_\_\_\_



**FIREWISE USA**  
RESIDENTS REDUCING WILDFIRE RISKS



# Home Fire Safety Zones

Cal Fire and MCRFD have defined 3 Zones for the mitigation guidelines around homes in wildfire danger areas such as RTG. These are the items on the very important Firewise LE 100a checklist

**Zone 0**: The area from 0 to 5 ft from the home. Soon, these area requirements will become much more stringent than in the past.

**Green Zone**: The area from 5 to 30 ft from the home

**Reduced Fuel Zone**: The area from 30 to 100 ft from the home

The RTG Fire Safety Committee met with Matt Lumadue of the Monterey County Regional Fire District for the information given in this presentation



**MONTEREY COUNTY  
REGIONAL FIRE DISTRICT**

**MATTHEW LUMADUE**  
**Fire Prevention Specialist**

19900 Portola Drive  
Salinas, CA 93908

Phone: (831) 455-1828  
Cell: (831) 238-5323

[mlumadue@mcrfd.org](mailto:mlumadue@mcrfd.org) • [www.mcrfd.org](http://www.mcrfd.org)



**FIREWISE USA**  
RESIDENTS REDUCING WILDFIRE RISKS



# California's New Zone 0 Wildfire Regulation

There are three ways that a fire can reach your home in Rancho Tierra Grande:

1. **Directly** (such as adjacent burning tree)
  2. **Radiant heat** (such as close by burning home or grove of trees)
  3. **Hot embers** from encroaching fire which have been found to be a major cause of home destruction during wildfires
- Experience has taught firefighters that, in fact, embers are a significant factor in setting a home afire
  - Also, the Fire Safety Research Institute (FSRI) , under the insurance company funded Underwriters Laboratory, has done extensive testing proving just how dangerous that embers can be and how they can readily start a home fire
  - This area where embers can ignite the home is called **Zone 0** for the area from **0 to 5 ft around the perimeter**



**FIREWISE USA**  
RESIDENTS REDUCING WILDFIRE RISKS



# Zone 0 California Legal Requirements

## California Zone Zero Legal Requirements

- CA AB-38
  - Expected to be in force by **October of 2023**: no combustible material within 5 ft of the home including decks
  - **Enforced by Cal Fire and MCRFD**
- CA AB-3074
  - Expected to be in force by **October of 2024**: Adds 1/8" mesh screens for all home vents to the above 5 ft clearance requirements
  - **Confirmation will be required for home resale**



**FIREWISE USA**  
RESIDENTS REDUCING WILDFIRE RISKS



## Zone 0: Bushes next to outer wall

- This shows as a basic example of bushes next to a home.
- In this case, the home wall is stucco.
- Although better for fire resistance than a wooden wall, stucco is still not compliant within 5 ft proximity of flammable plants
- Almost all plants, except for small succulents, are considered flammable
- This example, at least, has rock ground cover next to the home
- Flammable ground cover such as wood chips or “gorilla hair” are not allowed within the 5 ft Zone 0





**FIREWISE USA**  
RESIDENTS REDUCING WILDFIRE RISKS



## Zone 0: Bushes next to windows

- This situation is worse than just being next to a blank outside wall
- The heat from the burning bushes can shatter the window and allow the fire to enter the home
- Remember, during a wildfire, there will normally be an intense wind to spread the fire rapidly





**FIREWISE USA**  
RESIDENTS REDUCING WILDFIRE RISKS



## Zone 0: Bushes next to house and under eaves

- This is another very dangerous situation
- Intense wind driven embers ignite the bushes
- The burning bushes then ignite the exposed flammable wooden eaves of the home
- **For now, there is no CA requirement to fireproof the underside of roof eaves**





**FIREWISE USA**  
RESIDENTS REDUCING WILDFIRE RISKS



## Zone 0: Bushes next to deck

- One of the most dangerous home situations
- These very flammable bushes are on the edge of a brush covered canyon wall and less than 5 ft from the edge of the deck. Even worse, in this case, some are even under the deck
- Embers from the burning canyon slope vegetation will cause the bushes to burn and then the deck and then the home
- Even a composite deck, as shown here, will burn
- In fact, once ignited, composites can burn more intensely than wood
- **For Zone 0 regulations, a deck is considered part of the home**





**FIREWISE USA**  
RESIDENTS REDUCING WILDFIRE RISKS



## Wildfire Zone 0 -What does an owner need to do?

- Zone 0 (0 to 5 ft from home) combustible material a very real danger to homes in Rancho Tierra Grande
- No one wants to remove the plants and trees that beautify their home
- Especially, as it helps the home blend into the beautiful surrounding Carmel Valley
- However, a burned home is an ugly tragedy for both the residents and the surrounding area
- We should all be aware of the reality of this danger and the legal mitigation requirements that will be coming soon
- At the very least, residents should know about this issue before adding new groundcover, plants and trees next to their homes
- **However, it is up to each owner to decide what they what action they want to take**

**Green Zone  
(30 ft away) is next**





**FIREWISE USA**  
RESIDENTS REDUCING WILDFIRE RISKS

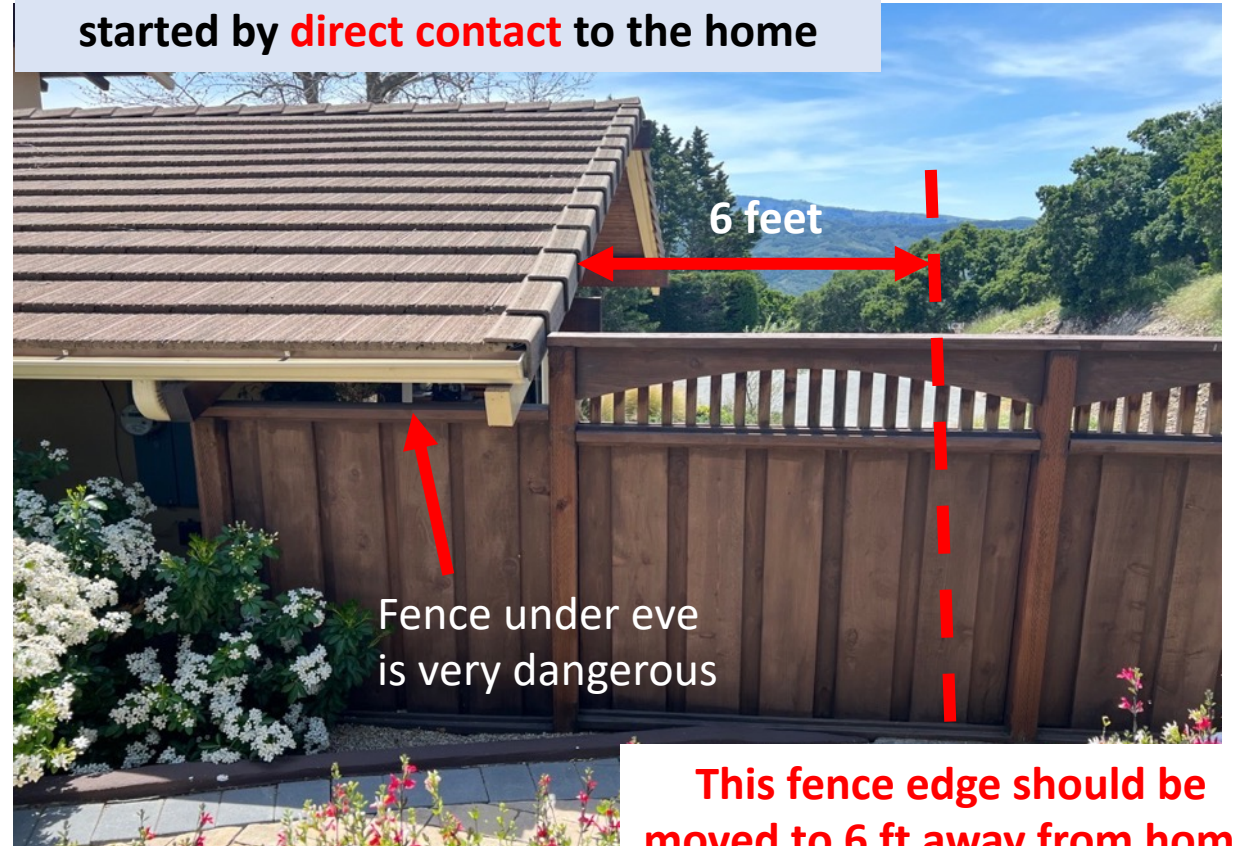


## Wildfire **Green Zone**: area within 30 ft of your home

### The Green Fire Safety Zone:

- Remove flammable vegetation such as rosemary and dead ice plant
- Prune single trees and healthy plants of dead and dying foliage
- Relocate wood piles outside this 30 ft zone
- Make sure that wooden fences are at least 6 ft from the house

This is an example of how a fire could be started by **direct contact** to the home





**FIREWISE USA**  
RESIDENTS REDUCING WILDFIRE RISKS



## Green Zone: within 30 ft of your home

- This is a **Green Zone** example of a tree with branches hanging over the roof of the home
- All tree branches should be at least 5 ft away from the side of the home and 10 ft away from chimneys and flues

A fire could be easily be started by the **direct tree branch contact** to this home





**FIREWISE USA**  
RESIDENTS REDUCING WILDFIRE RISKS



## Wildfire **Reduced Fuel Zone**: 30 ft to 100 ft from home

- The **Reduced Fuel Zone** is from 30 ft to 100 ft away from the home
- Remove surface litter, such as leaves, to less than 3 inches
- Trim tree limbs to be at least 6 ft above the ground
- Remove all dead material in the trees from bottom to the top



**Dead Limbs**

**6 ft spacing  
branch to  
ground**

This is an example of how a home fire could be started by **embers from the nearby burning trees**



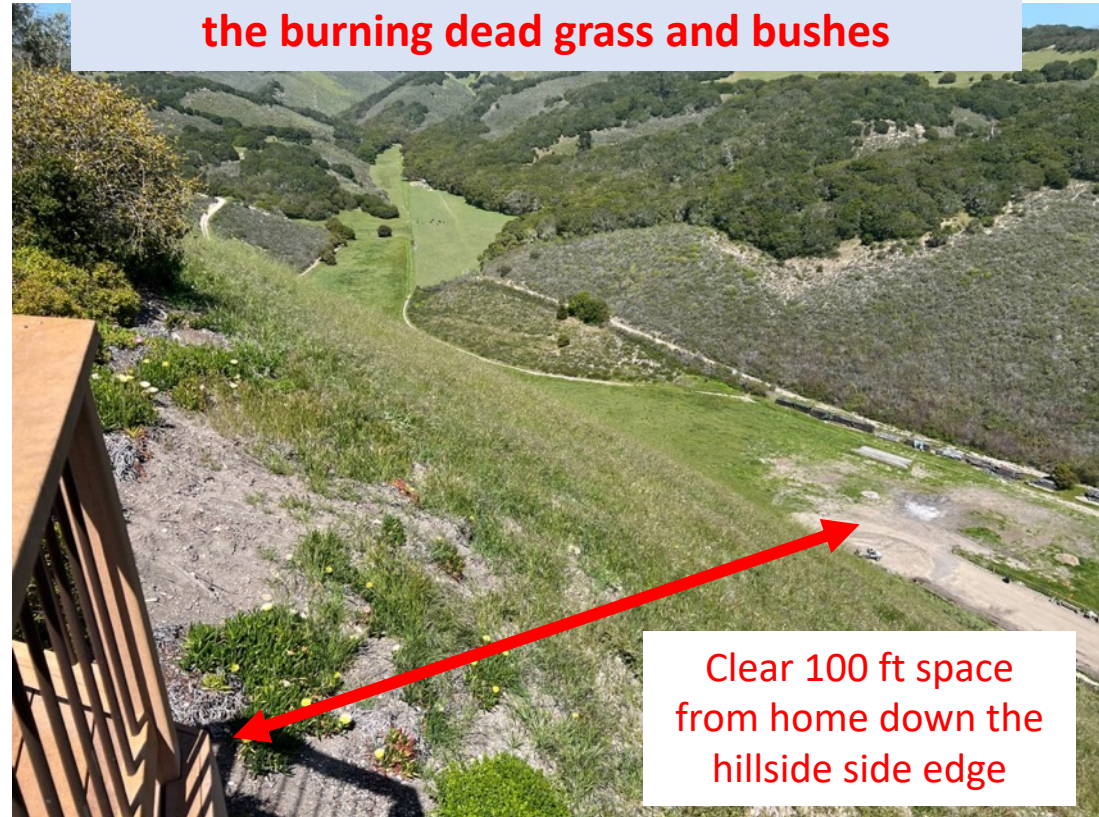
**FIREWISE USA**  
RESIDENTS REDUCING WILDFIRE RISKS



## Reduced Fuel Zone: 30 ft to 100 ft from home

- Critically important, clear all dead grass and vegetation to at least 100 ft from the home
- Given the ridgeline location of many homes in Ranch Tierra Grande, this will not only help save your home but will **help create a fire break to save your neighbors' homes**

A home fire could be started by **embers from the burning dead grass and bushes**



**A deck is considered part of the home for fire prevention**



**FIREWISE USA<sup>®</sup>**  
RESIDENTS REDUCING WILDFIRE RISKS



# Conclusion

- Thank you for your attention to this presentation
- Your RTG neighbors and **the firefighters that risk their lives to save your home** will appreciate your efforts to help keep RTG wildfire safe

The RTG Fire Safety Committee thanks Matt for his time and many inputs



**MONTEREY COUNTY  
REGIONAL FIRE DISTRICT**

**MATTHEW LUMADUE**  
**Fire Prevention Specialist**

19900 Portola Drive  
Salinas, CA 93908

Phone: (831) 455-1828  
Cell: (831) 238-5323

[mlumadue@mcrfd.org](mailto:mlumadue@mcrfd.org) • [www.mcrfd.org](http://www.mcrfd.org)